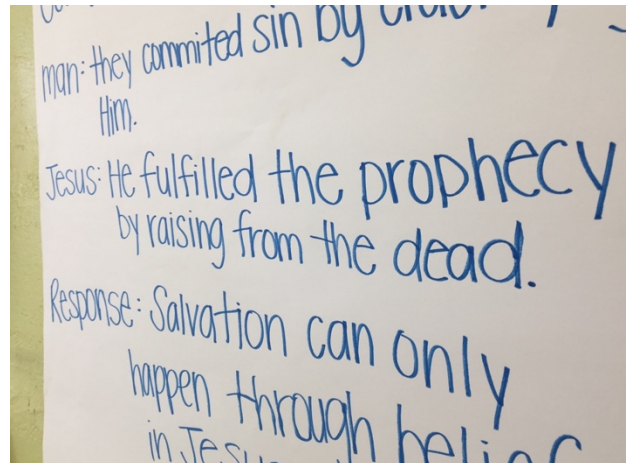


2019 College Ministry Mission Team

Our goal for the mission team was to make them church planters for a week. They learned about the church planting process and then put into action what they learned. We focused the week's ministry in a neighborhood of Jimaní called Villa Solidaridad. Solidaridad contains just over 300 houses, representing at least 1,500 people. Currently, the beginnings of a house church meets in the neighborhood on Sunday evenings. At the end of the week, the team learned how to apply what they learned to disciple-making back home. Below is a summary in pictures of their experiences this week.

The Classroom




The team spent several hours in a classroom setting learning how to engage the community with the gospel. Topics the team learned include how to prayer walk, how to bridge from normal conversations to spiritual conversations, how to share their testimonies, how to share the gospel, and how to lead Bible studies using the storytelling method.

Prayer Walking



The team was divided into six small groups. Each group was assigned a zone of Solidaridad. The teams walked the streets of their zone, praying for the residents. They were provided Scripture cards to guide them in their prayer.

Visitation




The team visited in homes, prayed with people, shared their testimonies, and shared the gospel when they had the opportunity. They also played games with kids and taught them Bible stories. The team made notes of their visits in notebooks that contained maps of their zone to guide them in their ministry. These notes will help our ministry team in our post-mission trip follow up.

Evangelistic Bible Study





The week's challenge was to lead an evangelistic Bible study in their zone on the last ministry day. For this, they had to learn how to present a Bible study using the storying method, find a location, and invite people to come. About 55 adults and many more children attended the six Bible studies scattered throughout Solidaridad.

Prayer Room



The team was encouraged daily to visit the prayer room. The prayer room had four stations. One was prayer for the nations. When someone prayed for a country, they scratched off that country on the map. By the end of the week the team had prayed for the entire world. The second station was for missionaries. We provided missionary prayer cards and encouraged them to adopt a missionary. The third station was praying for Solidaridad. As we collected prayer requests throughout the week, we posted them in the prayer room for prayer. The fourth station was prayer lost friends and family members. Team members wrote the names of loved ones on a poster, and when someone prayed for that person, they indicated so by writing the Scripture reference they used in their prayer.

Bingo



To encourage team interaction, engaging the culture, and participating in the activities of the week, team members were challenged to play a bingo game. Winners won prizes that encouraged prayer for the nations and personal evangelism.

Morning Quiet Time



Team members were provided a devotional guide for their morning quiet time. The devotional worked through the beatitudes and applied them to disciple-making.

Known Results

Solidaridad: By the end of the week, 1 adult and 7 children made professions of faith. We also have many solid contacts and prospects within the community with whom we can follow up.

Team: 1 team member received Christ the Sunday after returning home to the US. Several more have expressed interest in longer term missions service.